



400W, 5.0V~440V SMA

Surface mount transient voltage suppressor power 400 watts, Stand-Off Voltage 5.0V~440V ,SMA package.

Glass passivated junction, Low inductance, For surface mounted applications, HF product.

General purpose.



The recommended mounting pad size



PIN	DESCRIPTION
1	Cathode
2	Anode

See Marking Instructions.

Parameter		Symbol	Rating	Unit
Peak Pulse Power Dissipation on $T_A=25^{\circ}\text{C}$ (Note 1,2,4, Fig1)		P_{PPM}	400	W
Peak Forward Surge Current (Note 3, Fig 4)		I_{FSM} (UNI)	60	A
Peak Pulse Current on 10/1000 us waveform (Note 1, Fig 3)		I_{PPM}	see Table 1	A
ESD Voltage per IEC6100-4-2	Contact	V_{ESD1}	w 30	KV
	Air	V_{ESD2}	w 30	KV
Typical Thermal Resistance Junction to Ambient(Note 2)		R_{JA}	100	/W
Operating Junction Temperature and Storage Temperature Range		T_j, T_{stg}	-65 ~ +150	

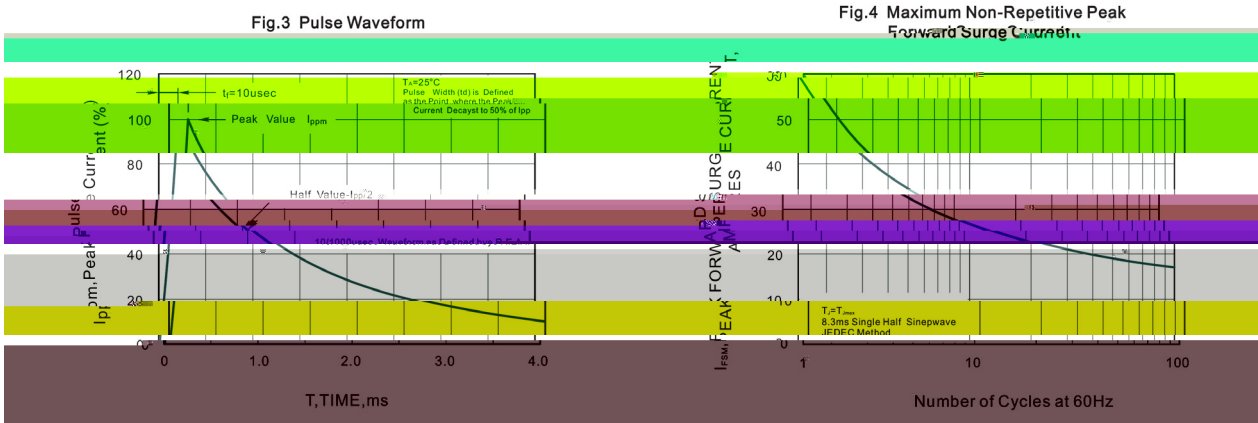
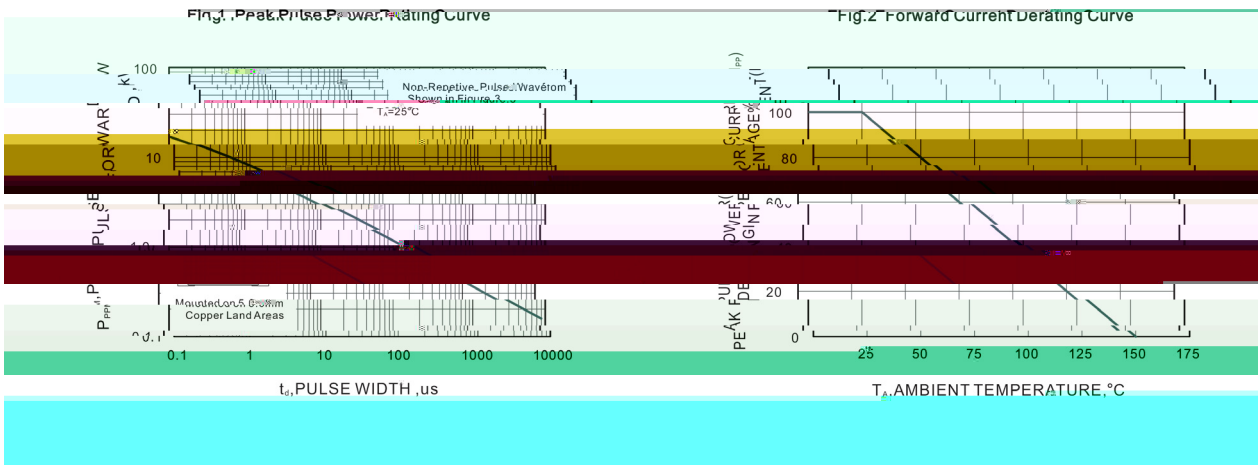
Note:


1. Non-repetitive current pulse, per Fig.3 and derated above $T_A = 25^{\circ}\text{C}$ per Fig. 2.
2. Mounted on 5mm^2 copper pads to each terminal.
3. Peak Forward Surge Current : 8.3ms single half sine-wave Superimposed on rated load (JEDEC method).
4. Peak pulse power waveform is 10/1000 μS .

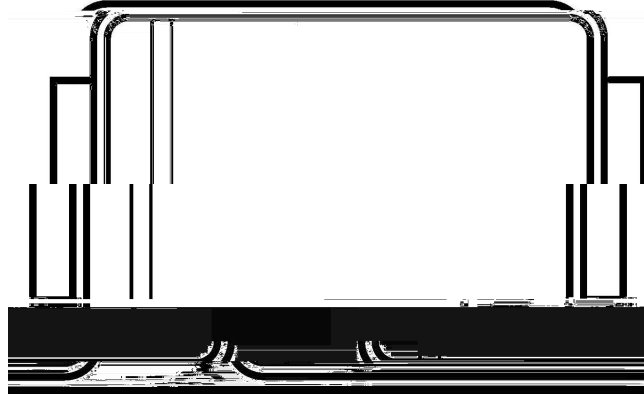
Rev.C Nov.-2024

Type	Reverse Stand-off Voltage	Breakdown Voltage
------	---------------------------------	----------------------

Type		Reverse Stand-off Voltage	Breakdown Voltage		Test Current	Reverse Leakage	Max. Clamp Voltage	Peak Pulse Current	Package	
			$V_{BR} @ I_T$						SMA	
		V_{RRM}	Min	Max	I_T	$I_R @ V_{RRM}$	$V_C @ I_{PP}$	I_{PP}	Device Marking Ccode	
UNI	BI	V	V	V	mA	uA	V	A	UNI	BI
SMAJ45A	SMAJ45CA	45	50	55.3	1	1	72.7	5.5	CV	YV
SMAJ48A	SMAJ48CA	48	53.3	58.9	1	1	77.4	5.2	CX	YX
SMAJ51A	SMAJ51CA	51	56.7	62.7	1	1	82.4	4.9	CZ	YZ







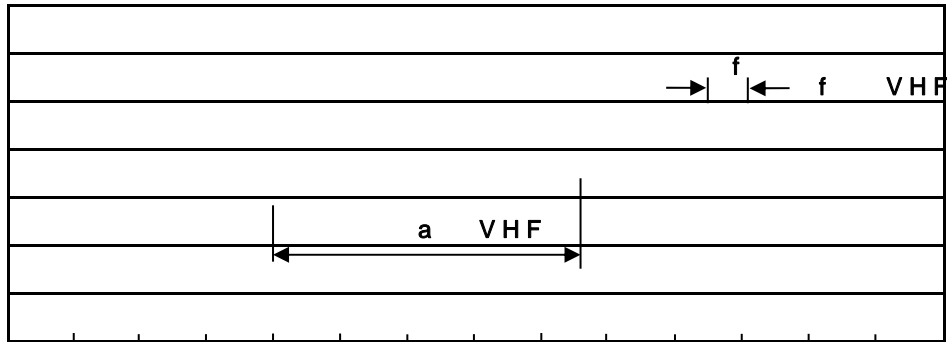


WE

Note:

WE Product Type Code

**** Lot No. Code, code change with Lot No

Temperature Profile for IR Reflow Soldering(Pb-Free)

7 LPH VHF

Note:

- | | | | |
|---|---------|-----------|---|
| 1 | 150 180 | 60 90sec; | 1.Preheating:150~180 , Time:60~90sec. |
| 2 | 245±5 | 5±0.5sec; | 2.Peak Temp.:245±5 , Duration:5±0.5sec. |
| 3 | 2 10 | /sec. | 3. Cooling Speed: 2~10 /sec. |

260±5

10±1 sec.

Temp.:260±5

Time:10±1 sec

/ REEL

Package Type	Units					Dimension (unit mm ³)		
	Units/Reel	Reels/Inner Box	Units/Inner Box	Inner Boxes/Outer Box	Units/Outer Box	Reel	Inner Box	Outer Box
SMA	5,000	2	10,000	7	70,000	13 x12	336x336x40	380x335x366